

# Beltone Legend™



LNDMIH-S

## Product Description

Mic-in-Helix (MIH-S) hearing instruments with 10A batteries are available in 4 power levels: Low (LP), Medium (MP), High (HP) and Ultra (UP).

Sound processing done by Beltone's Dual Processing platform for optimum algorithm execution and outstanding sound quality.

Beltone Legend™ MIH-S models are a cosmetic offering focused on small size and discrete appearance.

The MIH-S models feature options for push button and volume control.

All custom hearing instrument faceplates and associated components are HPF<sup>80</sup> NanoBlock-coated for maximum durability.

Model	LND17MIH-S*	LND9MIH-S**	LND6MIH-S***
<b>Device Features</b>			
Battery size	10A		
Receiver Power levels	LP, MP, HP & UP		
Colors available	5		
<b>Functional Features</b>			
Fully Flexible Programs	4	4	4
Push Button	●	●	●
Volume Control	●	●	●
Delayed Activation	●	●	●
Auto Phone	●	●	●
<b>Audiological Features</b>			
Curvilinear Rapid - number of channels	17	14	12
Smart Gain Pro	●		
Smart Gain		●	
Sound Cleaner	●	⊙	○
Silencer	●	⊙	○
Wind Noise Reduction	●	⊙	○
Sound Shifter	●	●	●
Low Frequency Boost (Only UP)	●	●	○
Feedback Eraser with WhistleStop	●		
Feedback Eraser		⊙	○
- AFX Music Mode	●	●	●
Satisfy	●	●	●
Amplification Strategy WDRC	●	●	●
Amplification Strategy WDRC/Semi-linear/Linear(Only UP)	●	●	○
Tinnitus Breaker Pro	●	●	●
<b>Fitting Features</b>			
Fitting Software SolusPro 1.8 or higher	●	●	●
Safeguard Feedback Control	●	●	●
Satisfaction Journal	●	●	●
*LND17MIH-S UP, LND17MIH-S HP, LND17MIH-S MP, LND17MIH-S LP			
**LND9MIH-S UP, LND9MIH-S HP, LND9MIH-S MP, LND9MIH-S LP			
***LND6MIH-S UP, LND6MIH-S HP, LND6MIH-S MP, LND6MIH-S LP			

○ Basic Settings

⊙ Advanced Settings

● Ultimate Settings

Patents pending

All specifications are subject to change without notice

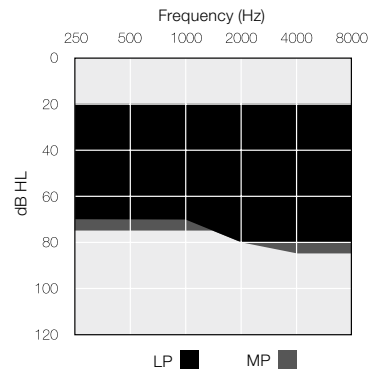
400362000-GB-15.01-Rev.B

## Technical Specifications

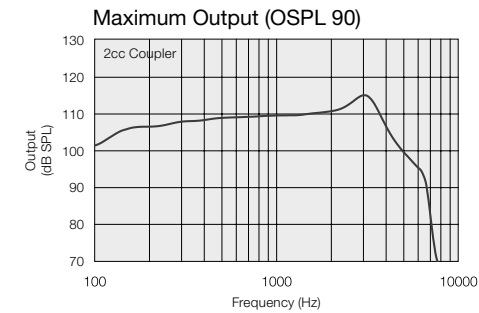
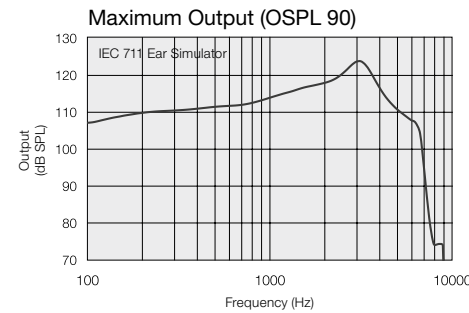
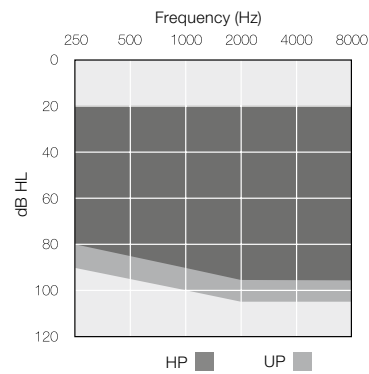
		LNDMIH-S (LP)		
		IEC 60118-0 IEC 711 Ear simulator	IEC 60118-7 ANSI S3.22 2cc coupler	
Reference test gain (60 dB SPL input)	1600 Hz/HFA	33	33	dB
Full-on gain (50 dB SPL input)	Max.	49	40	dB
	1600 Hz/HFA	43	38	
Maximum output (90 dB SPL input)	Max.	124	115	dB SPL
	1600 Hz/HFA	117	110	
Total harmonic distortion	500 Hz	0.4	0.6	%
	800 Hz	0.7	0.6	
	1600 Hz	0.8	1.0	
Telecoil sensitivity (1 mA/m input)	Max.	N/A		dB SPL
	HFA - SPLIV @ 31.6 mA/m (ANSI)		N/A	
Full-on telecoil sensitivity @ 1mA/m	HFA	N/A	N/A	dB SPL
	1600 Hz/HFA	N/A	N/A	
Equivalent input noise		22	21	dB SPL
Frequency range (DIN 45605/ANSI)		100-7120	100-6960	Hz
Current drain		1.1	1.2	mA

Data in accordance with IEC 60118-0, IEC 60118-7 and ANSI S3.22-2009; supply voltage 1.3 V.

### Fitting Range - Closed



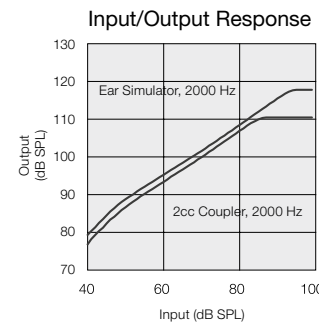
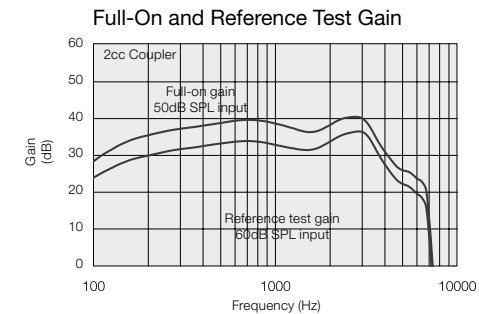
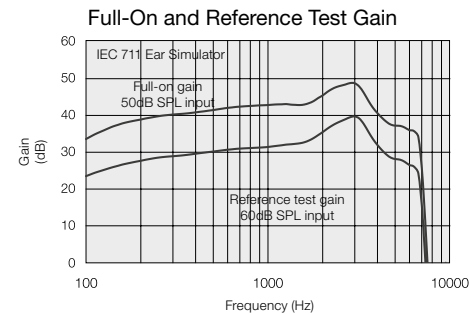
### Fitting Range - Closed



**Notes:**  
O.E.S. = Occluded Ear Simulator  
2cc = 2 cm<sup>3</sup> coupler  
Pi = Acoustic input signal

**Basic settings:**  
Full-on Gain, Reference Test Gain  
MPO = Maximum Power Output  
Maximum Band Width

Measured according to IEC 60118-0 1983, amendment 1994; at 1.3 V, impedance 6.2 ohms and 23°C on O.E.S. according to IEC711 1981, resp on 2cc according to IEC60118-7 2nd edition 2005 and ANSI S3.22-2009 (HFA average calculated at 1000 Hz, 1600 Hz and 2500 Hz; 0 dB SPL sound pressure equals 20µPa). All measurements without DSP features activated unless indicated otherwise.



## Technical Specifications

		LNDMIH-S (MP)		
		IEC 60118-0 IEC 711 Ear simulator	IEC 60118-7 ANSI S3.22 2cc coupler	
Reference test gain (60 dB SPL input)	1600 Hz/HFA	40	36	dB
Full-on gain (50 dB SPL input)	Max.	59	50	dB
	1600 Hz/HFA	50	45	
Maximum output (90 dB SPL input)	Max.	127	119	dB SPL
	1600 Hz/HFA	121	113	
Total harmonic distortion	500 Hz	0.5	0.7	%
	800 Hz	0.9	0.8	
	1600 Hz	1.0	0.9	
Telecoil sensitivity (1 mA/m input)	Max.	N/A	N/A	dB SPL
	HFA - SPLIV @ 31.6 mA/m (ANSI)	HFA	N/A	
	Full-on telecoil sensitivity @ 1mA/m	1600 Hz/HFA	N/A	
Equivalent input noise		24	21	dB SPL
Frequency range (DIN 45605/ANSI)		100-7170	100-7110	Hz
Current drain		1.1	1.3	mA

Data in accordance with IEC 60118-0, IEC 60118-7 and ANSI S3.22-2009; supply voltage 1.3 V.

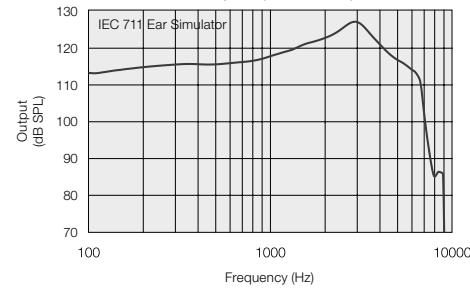
## Technical Specifications

		LNDMIH-S (HP)		LNDMIH-S (UP)		
		IEC 60118-0 IEC 711 Ear simulator	IEC 60118-7 ANSI S3.22 2cc coupler	IEC 60118-0 IEC 711 Ear simulator	IEC 60118-7 ANSI S3.22 2cc coupler	
Reference test gain (60 dB SPL input)	1600 Hz/HFA	47	43	59	49	dB
Full-on gain (50 dB SPL input)	Max.	69	60	79	70	dB
	1600 Hz/HFA	59	54	70	63	
Maximum output (90 dB SPL input)	Max.	130	121	137	130	dB SPL
	1600 Hz/HFA	126	120	136	125	
Total harmonic distortion	500 Hz	0.6	0.4	0.5	0.5	%
	800 Hz	1.3	0.7	1.4	1.0	
	1600 Hz	0.8	0.5	0.4	0.2	
Telecoil sensitivity (1 mA/m input)	Max.	N/A	N/A	N/A	N/A	dB SPL
	HFA - SPLIV @ 31.6 mA/m (ANSI)	HFA	N/A	N/A	N/A	
	Full-on telecoil sensitivity @ 1mA/m	1600 Hz/HFA	N/A	N/A	N/A	
Equivalent input noise		22	20	24	20	dB SPL
Frequency range (DIN 45605/ANSI)		100-6930	100-6770	140-4720	100-4700	Hz
Current drain		1.2	1.2	1.1	1.1	mA

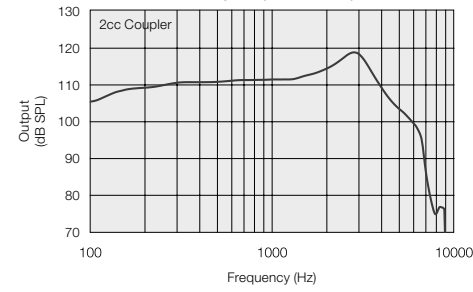
Data in accordance with IEC 60118-0, IEC 60118-7 and ANSI S3.22-2009; supply voltage 1.3 V.

Patents pending

Maximum Output (OSPL 90)

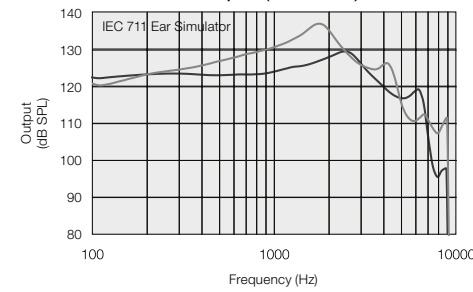


Maximum Output (OSPL 90)

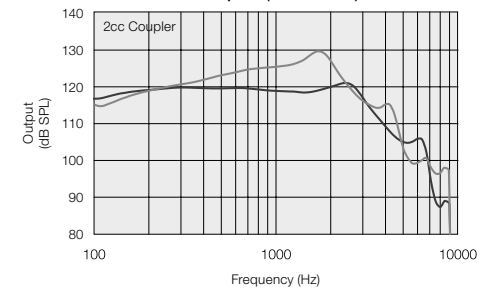


Patents pending

Maximum Output (OSPL 90)

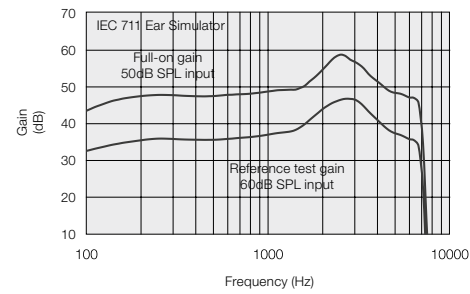


Maximum Output (OSPL 90)

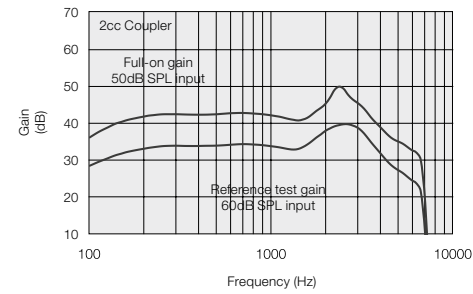


All specifications are subject to change without notice

Full-On and Reference Test Gain

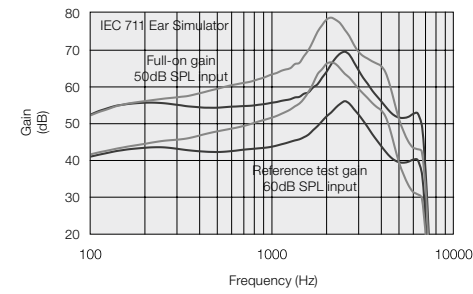


Full-On and Reference Test Gain

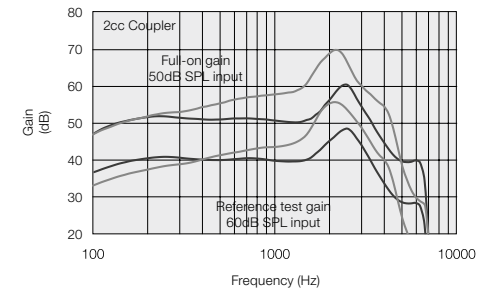


All specifications are subject to change without notice

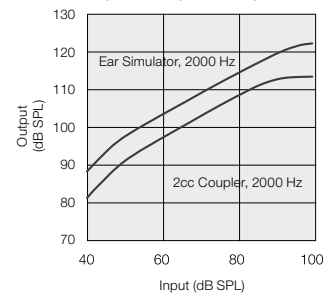
Full-On and Reference Test Gain



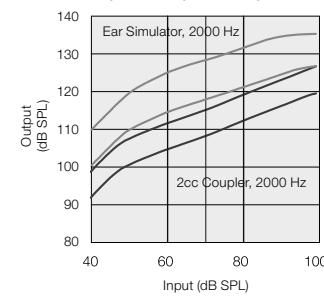
Full-On and Reference Test Gain



Input/Output Response



Input/Output Response



HP ■  
UP ■